







Ryman Exhibit Hall

Convention Center | Level 0

KEY	
	Freight Elevators
	Guest Elevators
	Registration Desks and Offices
	Service Areas
	Loading Docks
	Restrooms



	SQUARE FEET	10 X 10 BOOTH	ROUNDS OF 10	RECEPTION	LENGTH	WIDTH	HEIGHT
Ryman Exhibit Hall	263,772	1,442	19,880	23,979			16'
Ryman Hall B	113,026	596	7,900	10,275	180'-210'	600'	16'
Ryman Hall B1	17,420	85	1,160	1,584	130'-180'	120'	16'
Ryman Hall B2*	10,847	54	710	986	180'	60'	16'
Ryman Hall B3	16,741	86	1,190	1,522	180'	90'	16'
Ryman Hall B4	24,421	130	1,700	2,220	210'	120'	16'
Ryman Hall B5	18,565	102	1,330	1,688	210'	90'	16'
Ryman Hall B6	25,032	139	1,730	2,276	210'	120'	16'
Ryman Hall C	150,746	846	12,280	13,705			19'
Ryman Hall C1	83,287	459	6,890	7,572	340'	237'	19'
Ryman Hall C2	67,468	387	5,170	6,133	305'	240'	19'
Ryman Foyer B	12,480				71'	463'	16'
Ryman Foyer C	4,623				60'	161'	20'

*Cannot be used independently; must be used with B1 or B3

Level 0 Offers 263,772 sq. ft. of Contiguous Exhibition Space

- The exhibit hall can be subdivided for smaller shows
- The exhibit hall has direct vehicle access, covered loading docks and unlimited floor load in Ryman C and 1,000 lbs. per sq. ft. in Ryman B
- Full utilities including water, electricity, technology and compressed air are available
- Freeman Decorating Company is available on-site for booth layout, displays and storage
- Columns in Ryman B are approximately 30' on center and 30' x 60' on center in Ryman C hall unless otherwise noted

Ryman Specifications

- Booth capacity: 1,442 (10' x 10')
- Direct vehicle access:
 - Ryman B3 — 15'10" x 14'10"
 - Ryman B6 — 9' 11" x 14'
 - Ryman C1 & C2 — 14' x 12'
 - Ryman C1 — 18'7" x 24'6"
- Voltage:
 - 120/208 3-phase, 5-wire
 - 277/480 3-phase, 5-wire
- Compressed air and water/drainage
- Direct phone hookups
- 17 loading docks